

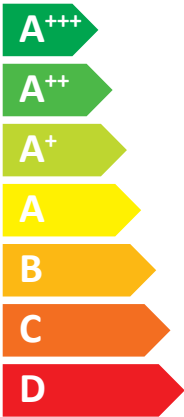



# ENERG

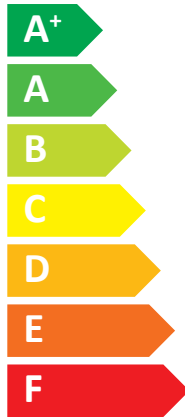
енергия · ενεργεια



## EXTERNAL UNIT HP R32/012 HP IDU TOWER L61/ 12-16



A<sup>++</sup>



A<sup>+</sup>



42 dB



64 dB



■ 10 kW

■ 12 kW

■ 12 kW

